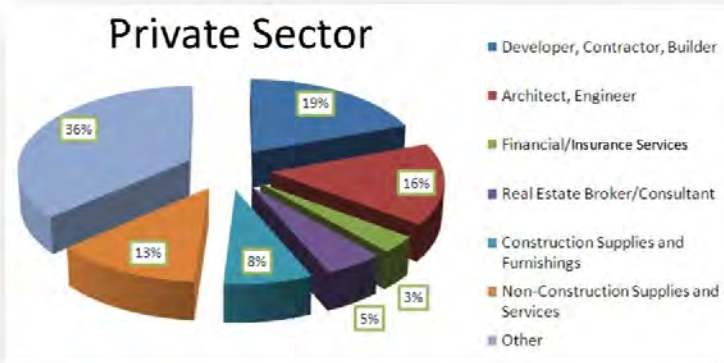


GREEN CALIFORNIA SUMMIT 2009 REGISTRATION DEMOGRAPHICS

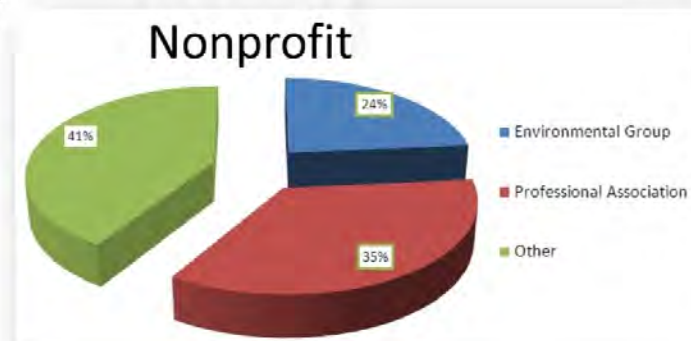
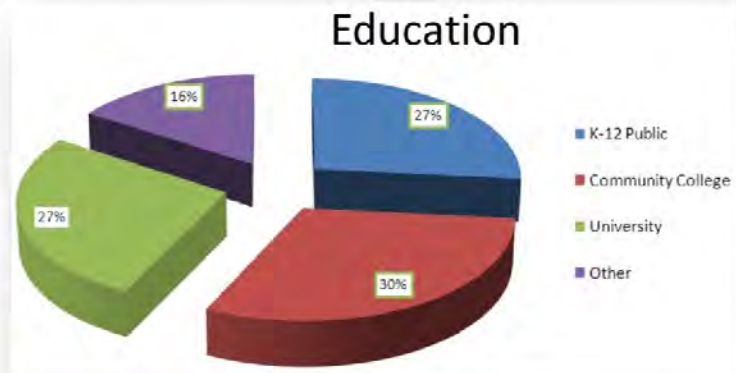
GOVERNMENT SECTOR	QTY	% of Total Event
State Government	1,582	33.65%
County Government	122	2.60%
Municipal Government	261	5.56%
Special District	52	1.10%
Federal Government	32	0.68%
Other	32	0.68%
Subtotal:	2,081	44.27%



PRIVATE SECTOR	QTY	% of Total Event
Developer, Contractor, Builder	383	8.15%
Architect, Engineer	312	6.65%
Financial/Insurance Services	64	1.37%
Real Estate Broker/Consultant	100	2.12%
Construction Supplies and Furnishings	148	3.15%
Non-Construction Supplies and Services	246	5.24%
Other	720	15.31%
Subtotal:	1,974	41.99%



EDUCATION SECTOR	QTY	% of Total Event
K-12 Public	100	2.13%
Community College	115	2.45%
University	102	2.17%
Other	60	1.27%
Subtotal:	377	8.01%



NONPROFIT SECTOR	QTY	% of Total Event
Environmental Group	63	1.35%
Professional Association	95	2.02%
Other	111	2.36%
Subtotal:	269	5.72%